

Scaled data based on original data using
LM-79-08 Approved Method: Electrical and Photometric Measurements of Solid-
State Lighting Products

Test Report Prepared for
Cooper Lighting Solutions
(formerly Eaton)

Brand: McGRAW-EDISON

Report Number: P200047

Luminaire Tested: **GWC-AF-01-LED-E1-T4FT-7030**

Issue Date: 3/3/2020

Test Information

Test Method: LM-79-08
Report Number: P200047
TEST IS SCALED FROM IESNA LM-79-08 TEST DATA (P24295)
Test Lab: INNOVATION CENTER P2
Issue Date: 3/3/2020
Manufacturer: COOPER LIGHTING SOLUTIONS (FORMERLY EATON)
Product Line: MCGRAW-EDISON
Catalog Number: GWC-AF-01-LED-E1-T4FT-7030
Description: GALLEON WALL LUMINAIRE
(1) 70 CRI, 3000K, 1050mA LIGHTSQUARE WITH 16 LEDS EACH AND TYPE IV FORWARD THROW OPTICS
Light Source: -
Ballast/Driver: ELECTRONIC DRIVER

Summary

Lumens per Lamp: N/A
Luminaire Lumens: 6185.2 lumens
Efficiency: N/A
Efficacy: 104.8 lumens/watt
Luminous Opening: Rectangular (W 0.5' x L: 0.5' x H: 0')
IES Classification: Type IV - Short - Non-Cutoff
BUG Rating: B1 - U0 - G2

Input Watts (W): 59
Input Voltage (V): NR
Input Current (Ain): NR
Voltage Rise (V): NR
Power Factor: NR
Total Harmonic Distortion (THDi): NR
Frequency (hertz): 60
Stabilization Time: NR
Operation Time: NR
Ambient Temperature (°C): NR
Test Distance: 25 FT

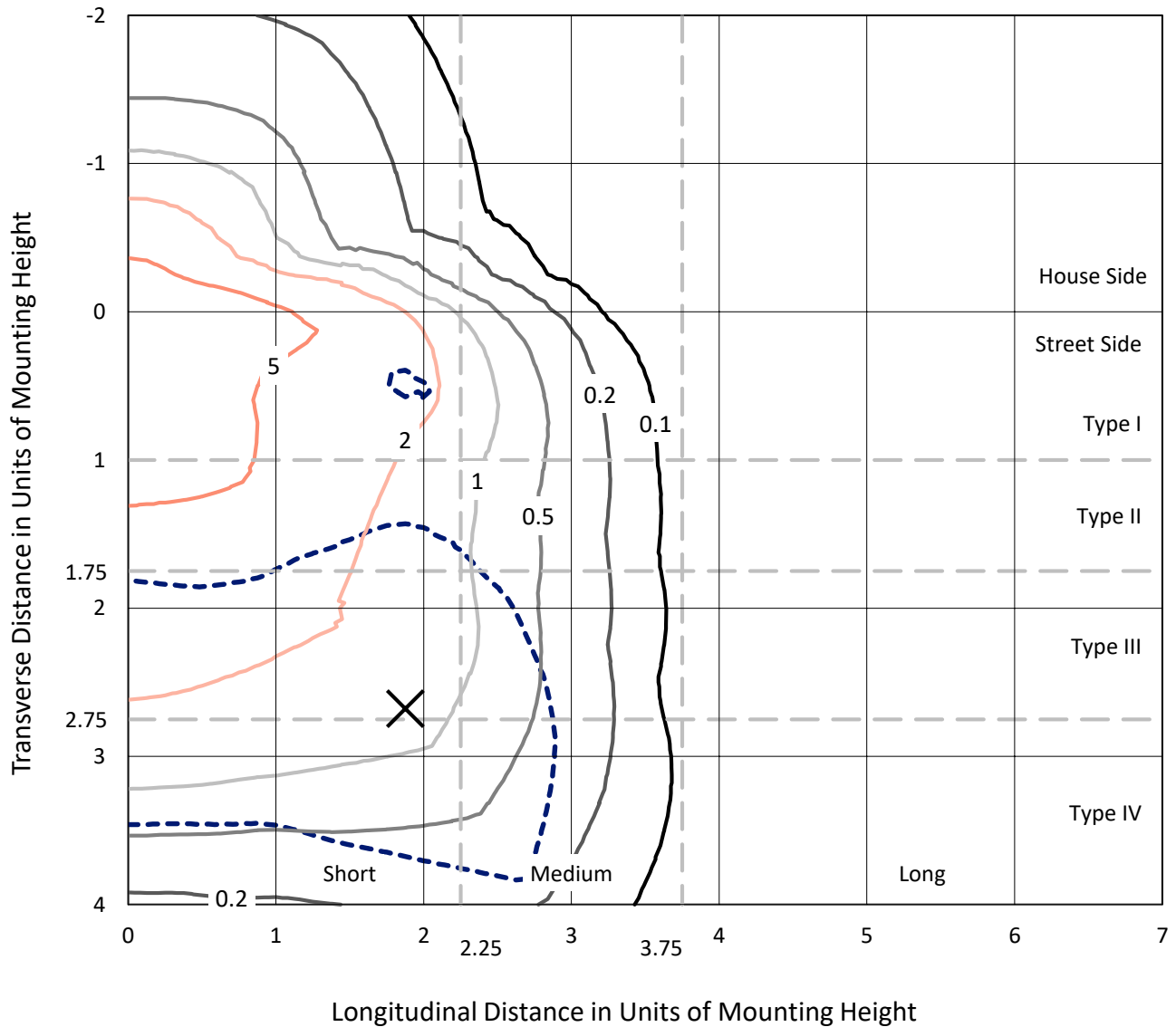


REPORT NUMBER: P200047

CATALOG NUMBER: GWC-AF-01-LED-E1-T4FT-7030

Iso-Footcandle Lines of Horizontal Illumination

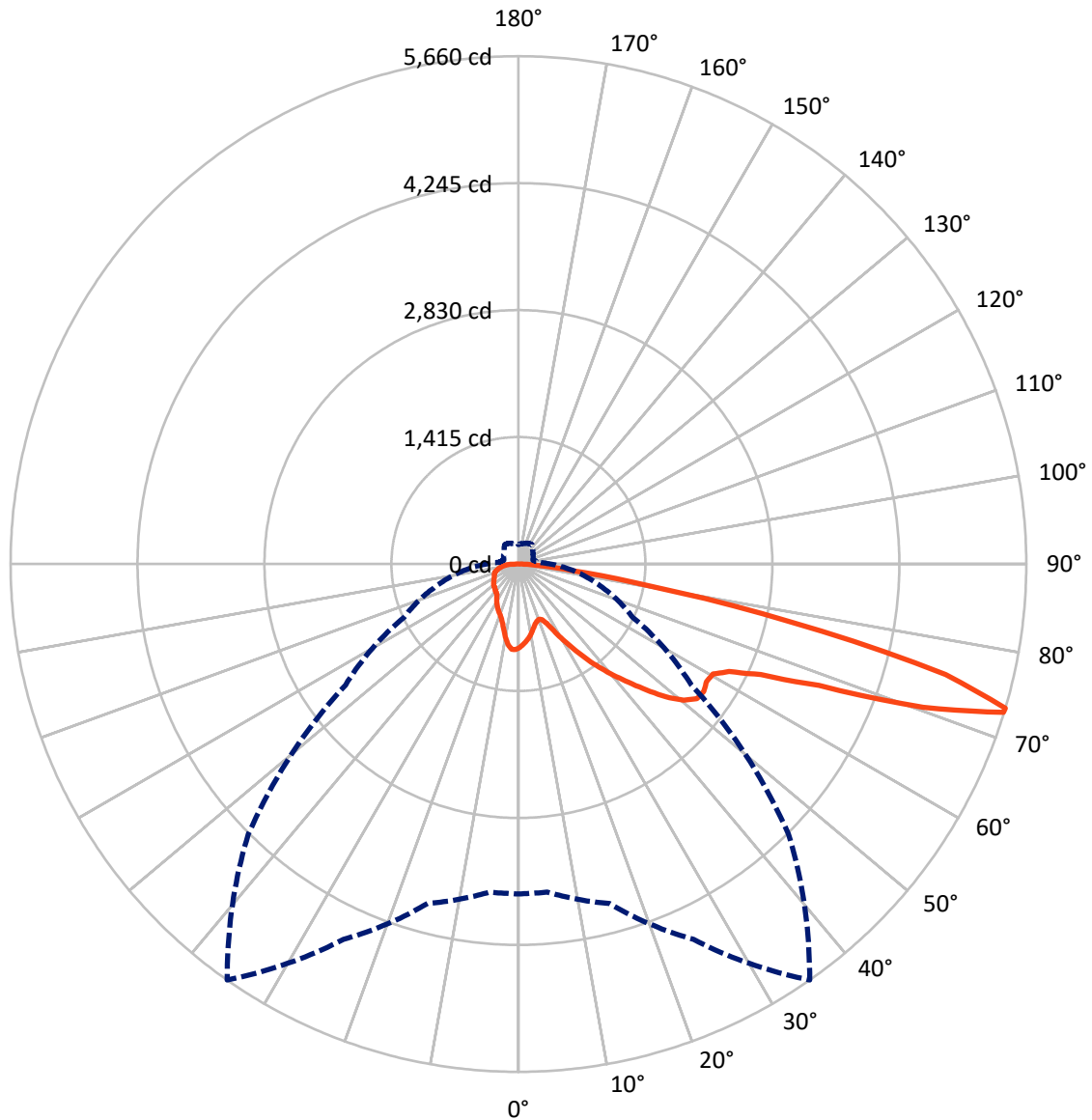
× Max cd
 - - - 1/2 Max cd



Based on 10 foot mounting height. Maximum calculated value = 9.3 fc
 Type IV - Short - Non-Cutoff

REPORT NUMBER: P200047
CATALOG NUMBER: GWC-AF-01-LED-E1-T4FT-7030

Luminous Intensity Polar Plot



— Vertical Plane Through 35-Deg Lateral - - - Horizontal Cone Through 73-Deg Vertical

REPORT NUMBER: P200047

CATALOG NUMBER: GWC-AF-01-LED-E1-T4FT-7030

FLUX DISTRIBUTION:

		Downward	Upward	Total
House Side	Lumens	1179.7	0.0	1179.7
	% Fixture	19.1	0.0	19.1
Street Side	Lumens	5005.5	0.0	5005.5
	% Fixture	80.9	0.0	80.9
Total	Lumens	6185.2	0.0	6185.2
	% Fixture	100.0	0.0	100.0

Coefficient of Utilization

ZONAL LUMENS:

Zone	Lumens	% Fixture
0°-10°	84.5	1.4
10°-20°	210.9	3.4
20°-30°	341.0	5.5
30°-40°	571.8	9.2
40°-50°	881.4	14.3
50°-60°	1182.5	19.1
60°-70°	1575.3	25.5
70°-80°	1201.5	19.4
80°-90°	136.2	2.2
90°-100°	0.0	0.0
100°-110°	0.0	0.0
110°-120°	0.0	0.0
120°-130°	0.0	0.0
130°-140°	0.0	0.0
140°-150°	0.0	0.0
150°-160°	0.0	0.0
160°-170°	0.0	0.0
170°-180°	0.0	0.0
0°-90°	6185.2	100.0
0°-180°	6185.2	100.0



REPORT NUMBER: P200047

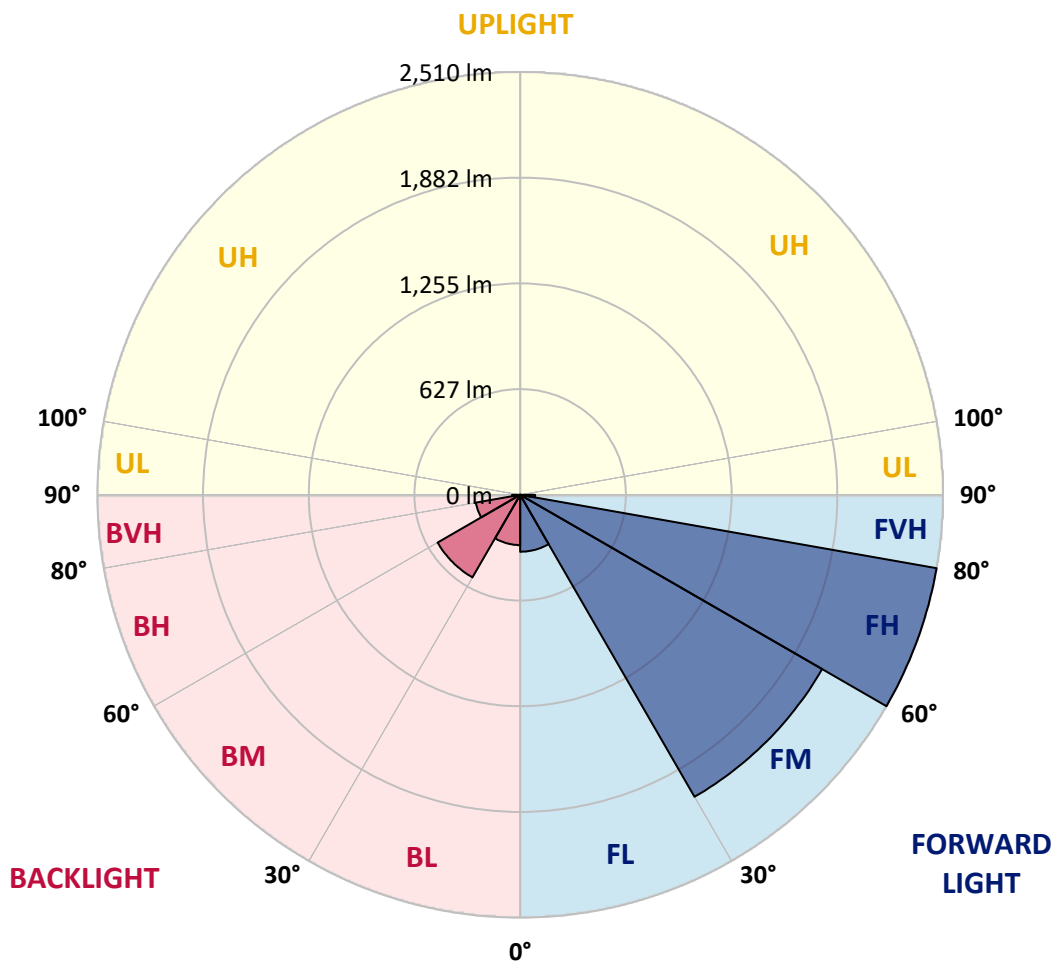
CATALOG NUMBER: GWC-AF-01-LED-E1-T4FT-7030

LUMINAIRE CLASSIFICATION SYSTEM LUMEN TABLE AND BUG RATING:

Zone		Lumens	% Fixture	Zone Rating/Lumen Limit		
				B	U	G
FL	(0°-30°)	337.9	5.5			
FM	(30°-60°)	2069.6	33.5			
FH	(60°-80°)	2509.9	40.6			G2/5000
FVH	(80°-90°)	88.0	1.4			G1/100
BL	(0°-30°)	298.5	4.8	B1/500		
BM	(30°-60°)	566.1	9.2	B1/1000		
BH	(60°-80°)	266.9	4.3	B1/500		G1/500
BVH	(80°-90°)	48.2	0.8			G1/100
UL	(90°-100°)	0.0	0.0		U0/0	
UH	(100°-180°)	0.0	0.0		U0/0	

BUG Rating: B1-U0-G2

Type IV Short





REPORT NUMBER: P200047

CATALOG NUMBER: GWC-AF-01-LED-E1-T4FT-7030

CANDELA DISTRIBUTION (FULL):

	0°	5°	15°	25°	35°	45°	55°	65°	75°	85°	90°
0°	933.5	933.5	933.5	933.5	933.5	933.5	933.5	933.5	933.5	933.5	933.5
2.5°	896.7	898.4	896.4	899.1	903.6	908.3	911.6	916.3	921.6	929.0	930.9
5°	854.5	857.2	857.2	861.9	870.6	878.3	885.4	893.0	904.4	917.2	922.2
7.5°	808.2	809.7	812.4	819.5	831.9	842.9	853.0	865.6	880.9	897.9	906.9
10°	752.4	754.4	758.6	768.6	785.6	800.8	815.3	832.5	852.1	873.2	884.6
12.5°	712.8	712.3	714.0	721.4	736.3	754.8	775.8	797.8	821.8	846.5	860.2
15°	699.5	696.2	689.4	687.6	695.7	714.0	738.4	765.5	794.2	824.0	840.9
17.5°	707.8	702.2	683.4	669.8	668.5	682.6	708.4	738.7	771.9	808.2	829.3
20°	760.1	746.7	700.7	668.8	657.8	664.8	687.4	719.4	758.6	806.7	833.7
22.5°	885.1	865.6	767.8	708.6	671.6	663.2	680.1	714.3	760.1	825.1	859.6
25°	1067.3	1039.3	883.1	807.9	731.3	687.0	690.8	725.9	781.2	867.8	909.5
27.5°	1210.9	1192.8	1033.6	947.9	839.9	751.1	725.6	755.0	824.3	938.0	980.5
30°	1296.5	1285.6	1194.6	1106.4	978.6	853.4	792.1	809.7	891.7	1035.1	1070.2
32.5°	1395.7	1389.1	1344.7	1263.5	1128.4	987.6	897.6	891.3	981.9	1151.8	1167.9
35°	1498.5	1496.5	1470.3	1412.0	1289.0	1164.6	1037.5	995.4	1080.2	1273.0	1262.9
37.5°	1594.1	1590.6	1575.4	1541.5	1457.2	1354.7	1180.1	1102.0	1186.3	1388.9	1344.0
40°	1770.2	1742.3	1690.4	1664.8	1627.1	1514.8	1293.2	1201.5	1296.2	1499.4	1414.2
42.5°	1985.0	1939.6	1842.6	1807.7	1802.3	1641.1	1370.4	1298.0	1406.9	1609.0	1482.9
45°	2153.9	2111.2	2027.8	1983.5	2003.0	1755.4	1448.0	1401.0	1521.0	1723.9	1554.0
47.5°	2334.4	2267.1	2156.7	2170.0	2212.8	1863.5	1527.0	1511.8	1646.1	1852.5	1642.2
50°	2340.8	2289.4	2241.0	2320.8	2387.5	1963.0	1625.9	1628.0	1799.1	2014.4	1759.5
52.5°	2205.1	2194.0	2271.1	2396.6	2492.6	2041.7	1738.5	1747.9	1994.7	2200.4	1888.4
55°	2157.6	2145.1	2234.0	2370.3	2506.9	2106.7	1860.5	1877.7	2231.5	2396.4	2014.0
57.5°	2273.3	2245.8	2251.8	2357.7	2472.1	2178.1	1993.6	2028.4	2488.7	2567.7	2094.8
60°	2597.1	2538.0	2425.8	2423.1	2490.8	2284.9	2147.5	2189.9	2756.1	2649.7	2063.4
62.5°	3051.3	2992.2	2781.8	2644.9	2634.9	2461.4	2336.4	2347.7	2910.4	2538.6	1871.2
65°	3542.8	3490.0	3255.1	3061.7	2968.5	2753.7	2555.9	2418.0	2860.0	2233.0	1535.0
67.5°	4139.7	4082.8	3880.9	3702.4	3612.6	3225.4	2709.9	2350.6	2539.5	1729.8	1103.4
70°	4556.8	4499.0	4419.3	4564.0	4783.5	3905.8	2730.0	2076.5	1896.7	1149.7	664.2
72.5°	4012.4	3985.4	4130.6	4739.8	5654.0	4318.7	2467.6	1511.8	1101.7	610.3	384.4
73°	3676.2	3670.2	3918.0	4616.5	5660.2	4255.1	2352.7	1405.2	944.9	540.0	351.4
75°	1660.0	1707.8	2250.8	3526.3	4917.8	3506.3	1656.0	806.2	533.7	373.0	265.3
77.5°	398.9	415.5	704.2	1674.6	3105.7	2089.6	750.3	398.6	341.3	263.5	193.6
80°	169.9	175.6	271.2	618.7	1462.2	841.4	345.7	267.0	236.1	183.9	135.7
82.5°	94.4	100.4	153.8	280.7	590.2	287.0	210.9	186.0	155.3	110.8	88.2
85°	53.4	56.7	90.0	156.8	250.1	115.3	126.2	123.6	87.6	57.1	43.3
87.5°	25.2	27.4	43.3	72.7	98.0	45.2	64.1	70.7	54.9	34.8	22.6
90°	0.0	0.0	0.0	0.0	0.0	0.0	0.0	0.0	0.0	0.0	0.0



REPORT NUMBER: P200047

CATALOG NUMBER: GWC-AF-01-LED-E1-T4FT-7030

CANDELA DISTRIBUTION (continued):

	95°	105°	115°	125°	135°	145°	155°	165°	175°	180°
0°	933.5	933.5	933.5	933.5	933.5	933.5	933.5	933.5	933.5	933.5
2.5°	933.0	938.3	944.5	947.9	950.8	954.4	957.8	957.8	958.5	958.7
5°	926.4	937.5	947.2	951.3	952.2	952.2	951.3	946.6	942.5	944.2
7.5°	912.8	928.8	937.1	935.6	924.4	911.2	900.3	886.8	880.1	878.9
10°	893.0	911.6	913.1	898.2	870.2	842.4	819.2	796.6	785.9	783.3
12.5°	871.5	888.4	878.9	848.3	803.5	762.7	733.3	710.5	700.4	697.7
15°	854.0	865.6	841.4	793.3	737.0	693.8	669.4	652.6	645.4	643.3
17.5°	844.7	847.1	803.2	738.0	678.1	642.1	627.0	619.0	616.3	614.8
20°	849.2	832.5	766.6	686.7	630.0	604.8	601.2	599.1	598.5	597.6
22.5°	871.5	828.0	733.0	638.0	587.9	576.8	579.7	579.5	578.8	578.3
25°	911.2	831.9	700.4	591.6	552.5	550.1	555.5	555.5	553.1	553.1
27.5°	963.7	839.9	663.9	547.7	520.4	520.7	524.9	523.7	520.9	519.2
30°	1028.0	845.0	621.0	508.2	490.3	489.2	490.3	485.3	477.4	476.7
32.5°	1093.5	838.8	571.4	473.2	458.6	455.9	455.1	447.9	438.6	436.1
35°	1153.0	815.9	520.9	445.2	428.3	422.4	426.5	424.2	415.8	413.8
37.5°	1196.4	773.4	475.5	420.5	406.7	405.2	407.7	408.7	398.9	396.8
40°	1225.5	715.8	436.6	399.8	402.5	396.8	387.9	381.7	378.7	377.8
42.5°	1249.0	655.8	403.9	389.9	403.3	387.0	367.6	357.6	363.0	365.4
45°	1276.0	597.3	376.6	377.8	398.9	375.8	353.8	343.9	346.1	346.6
47.5°	1313.1	526.0	347.2	358.2	384.0	367.9	345.2	331.2	321.3	317.0
50°	1364.5	441.6	316.7	336.2	369.6	362.4	331.8	317.0	298.9	294.7
52.5°	1400.1	363.0	291.4	317.8	356.4	351.0	321.1	301.8	282.8	279.1
55°	1380.8	301.4	269.5	297.3	339.2	337.1	312.2	286.4	271.5	268.6
57.5°	1284.4	262.6	252.5	278.1	318.2	325.3	300.3	273.2	262.6	260.5
60°	1100.1	238.1	241.8	265.0	300.9	313.3	288.5	266.1	259.1	257.6
62.5°	853.7	221.9	233.7	255.4	287.5	305.1	281.9	265.3	262.6	260.8
65°	611.6	208.8	225.2	246.0	275.4	297.3	279.4	264.1	264.6	263.2
67.5°	415.5	197.2	214.7	235.2	263.5	290.5	276.2	259.9	267.3	265.5
70°	290.7	186.0	202.5	221.6	248.6	281.1	270.3	253.7	253.1	246.0
72.5°	226.9	171.1	186.0	202.5	229.6	267.5	258.4	239.8	229.9	222.5
73°	216.6	167.5	181.8	198.5	225.4	264.3	255.1	235.8	224.8	218.0
75°	179.0	152.1	165.1	180.0	207.6	248.9	239.1	218.3	204.4	200.2
77.5°	140.8	130.1	142.6	155.9	183.0	226.2	215.3	195.5	187.7	184.1
80°	104.3	107.8	118.8	130.7	158.7	202.2	192.6	172.5	207.0	198.5
82.5°	73.3	81.7	91.8	102.4	133.1	178.8	166.9	146.4	151.5	125.9
85°	43.3	53.4	63.0	72.2	95.9	148.3	137.7	116.7	95.6	91.2
87.5°	25.2	29.7	32.3	41.8	66.0	111.7	97.1	86.5	49.6	33.6
90°	0.0	0.0	0.0	0.0	0.0	0.0	0.0	0.0	0.0	0.0

(END OF REPORT)